

Svelte & Flexum

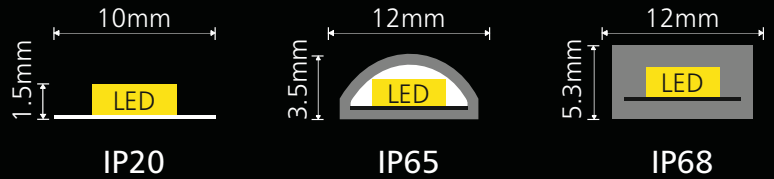
Svelte is a series of high quality & durable flexible LED Tape lights with a wide variety of lumen & color options which includes Tunable & RGBW along with on-board DMX solutions. Flexum is a range of diffused flexible lights with wide range of sizes, color options & multiple cable entry solutions to suit the project requirements





Svelte - Features



- High Efficiency Strips
- High CRI > 90
- Tunable & RGB Tunable
- RGB & RGBW
- Digital with on-board DMX
- Custom CCT available on demand



Flexum - Features



- IP67 & IP68 Available
- Mounting options - Clamp, Profile & Chain
- Top & Side Bend with 300mm bending radius
- No dark edges for wider flex with higher no of LEDs
- Digital onboard DMX & RGBW controls for facade
- Larger sizes of 70mm & 100mm available on demand



Front
Cable Entry



Side
Cable Entry



Bottom
Cable Entry



Project - Azure Oceanic
Chennai, India

Svelte


LED
Low Power
3 Step MacAdam
L90-B10 60,000Hrs

Typ CRI
90

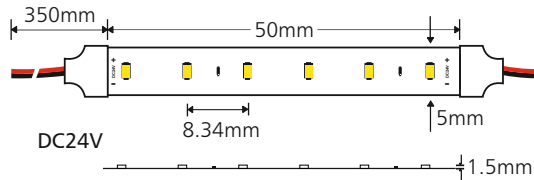
Max Length
5000MM

Voltage
DC24V

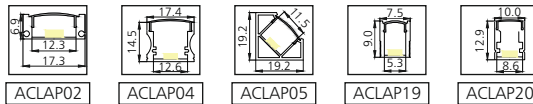
Dimming Options
Non Dim
Triac
Analog
Dali



Svelte 6 Mini
#2001



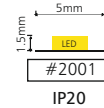
Profiles for Svelte 6 Mini



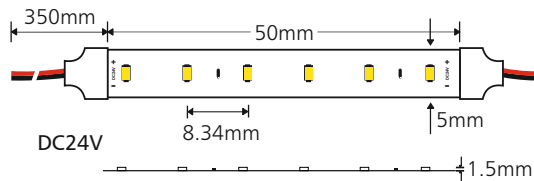
Power
Lumen / CCT
Beam Angle
Driver Placement

6W/M - 24V
520lm/m - 2700K
535lm/m - 3000K
550lm/m - 4000K
120°
Remote

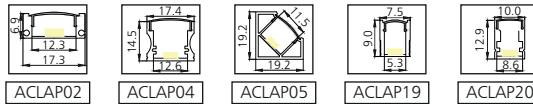
IP Ratings for Svelte 6 Mini



Svelte 12 Mini
#2002




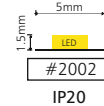
Profiles for Svelte 12 Mini



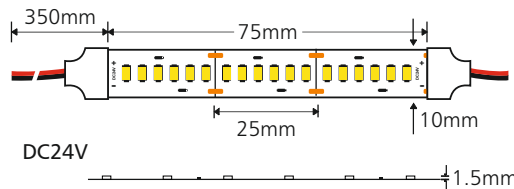
Power
Lumen / CCT
Beam Angle
Driver Placement

12W/M - 24V
1040lm/m - 2700K
1065lm/m - 3000K
1095lm/m - 4000K
120°
Remote

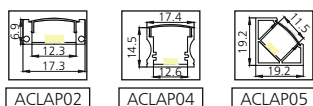
IP Ratings for Svelte 12 Mini



Svelte 24 Mini
#2046



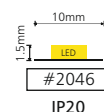
Profiles for Svelte 24 Mini



Power
Lumen / CCT
Beam Angle
Driver Placement

24W/M - 24V
2080lm/m - 2700K
2130lm/m - 3000K
2190lm/m - 4000K
120°
Remote

IP Ratings for Svelte 24 Mini



Svelte

LED
Low Power
3 Step MacAdam
L90-B10 60,000Hrs

Typ CRI
92

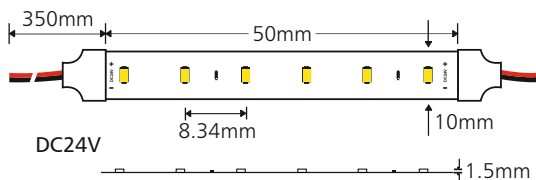
Max Length
5000MM

Voltage
DC24V

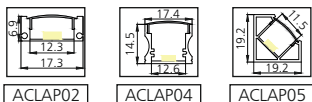
Dimming Options
Non Dim
Triac
Analog
Dali



Svelte 6
#2011



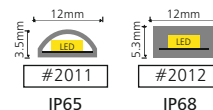
Profiles for Svelte 6



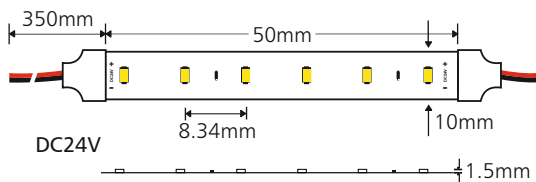
Power
Lumen / CCT
Beam Angle
Driver Placement

6W/M - 24V
650lm/m - 2700K
665lm/m - 3000K
685lm/m - 4000K
120°
Remote

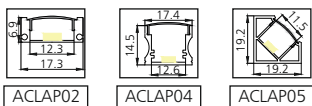
IP Ratings for Svelte 6



Svelte 12
#2014



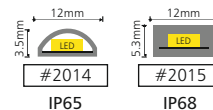
Profiles for Svelte 12



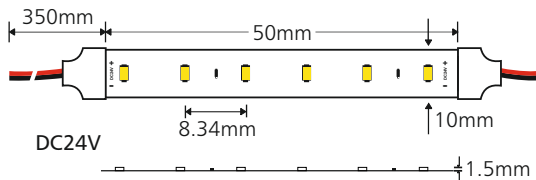
Power
Lumen / CCT
Beam Angle
Driver Placement

12W/M - 24V
1295lm/m - 2700K
1325lm/m - 3000K
1365lm/m - 4000K
120°
Remote

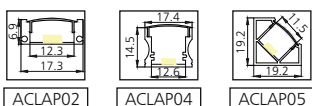
IP Ratings for Svelte 12



Svelte 24
#2017



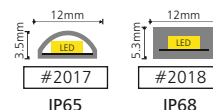
Profiles for Svelte 24



Power
Lumen / CCT
Beam Angle
Driver Placement

24W/M - 24V
2595lm/m - 2700K
2660lm/m - 3000K
2740lm/m - 4000K
120°
Remote

IP Ratings for Svelte 24

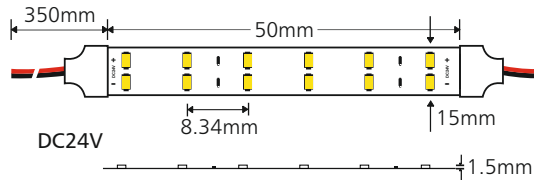


Svelte

LED	Typ CRI	Max Length	Voltage	Dimming Options
Low Power 3 Step MacAdam L90-B10 60,000Hrs	92	5000MM	DC24V	Non Dim Triac Analog Dali

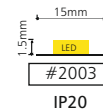


Svelte 24 L
#2003

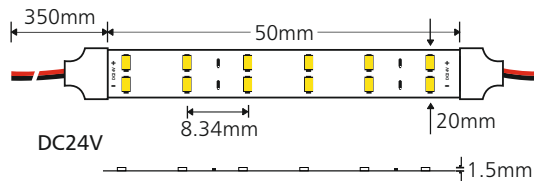


Power	24W/M - 24V
Lumen / CCT	2615lm/m - 2700K 2680lm/m - 3000K 2760lm/m - 4000K
Beam Angle	120°
Driver Placement	Remote

IP Ratings for Svelte 24 L

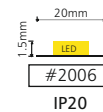


Svelte 24 XL
#2006



Power	24W/M - 24V
Lumen / CCT	2615lm/m - 2700K 2680lm/m - 3000K 2760lm/m - 4000K
Beam Angle	120°
Driver Placement	Remote

IP Ratings for Svelte 24 XL

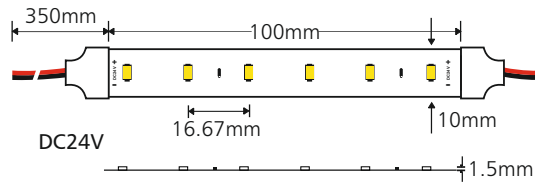


Svelte

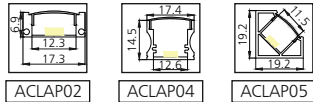
LED	Typ CRI	Max Length	Voltage	Dimming Options
Low Power 3 Step MacAdam L90-B10 60,000Hrs	92	5000MM	DC24V	Non Dim Triac Analog Dali



High Efficacy 1
#2019



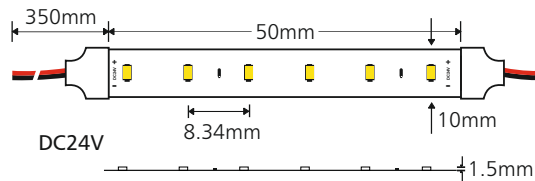
Profiles for Svelte High Efficacy 1



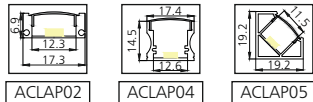
Power	12W/M - 24V
Lumen / CCT	1510lm/m - 2700K 1550lm/m - 3000K 1595lm/m - 4000K
Beam Angle	120°
Driver Placement	Remote
IP Ratings for Svelte High Efficacy 1	 #2019 IP20



High Efficacy 2
#2022



Profiles for Svelte High Efficacy 2



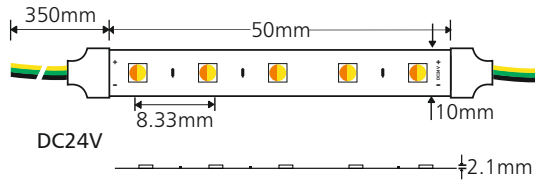
Power	21W/M - 24V
Lumen / CCT	2645lm/m - 2700K 2715lm/m - 3000K 2790lm/m - 4000K
Beam Angle	120°
Driver Placement	Remote
IP Ratings for Svelte High Efficacy 2	 #2022 IP20

Svelte

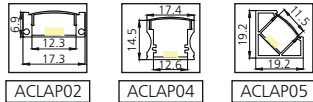
LED	Typ CRI	Max Length	Voltage	Dimming Options
Low Power 3 Step MacAdam L90-B10 60,000Hrs	90-W	5000MM	DC24V	Non Dim Triac Analog Dali Tunable DMX



Tunable
#2029



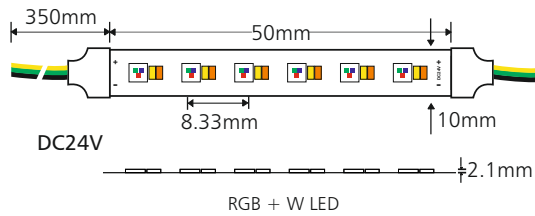
Profiles for Svelte Tunable



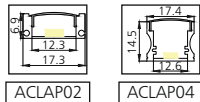
Power	20W/M - 24V
Lumen / CCT	2700K to 6500K 2170lm/m to 2285lm/m Tunable White
Beam Angle	120°
Driver Placement	Remote
IP Ratings for Svelte Tunable	 #2029 IP20



RGB Tunable
#2030



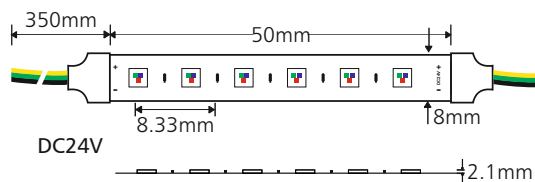
Profiles for Svelte RGB Tunable



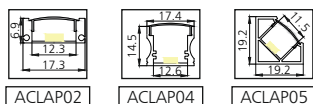
Power	24W/M - 24V
Lumen / CCT	RGB + Tunable (2700K to 4000K) 1655lm/m + (2610lm/m to 2685lm/m) RGB + Tunable White
Beam Angle	120°
Driver Placement	Remote
IP Ratings for Svelte RGB Tunable	 #2030 IP20



RGB
#2033



Profiles for Svelte RGB



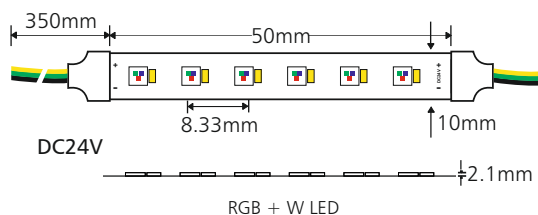
Power	14.4W/M - 24V
Lumen / CCT	815lm/m - Red 1195lm/m - Green 8720lm/m - Blue 905lm/m - RGB RGB
Beam Angle	120°
Driver Placement	Remote
IP Ratings for Svelte RGB	 #2033 IP20 #2034 IP65 #2035 IP68

Svelte

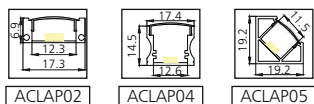
LED	Typ CRI	Max Length	Voltage	Dimming Options
Low Power 3 Step MacAdam L90-B10 60,000Hrs	90-W	5000MM	DC24V	Non Dim Triac Analog Dali



**RGBW
#2036**

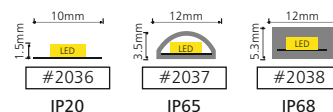


Profiles for Svelte RGBW

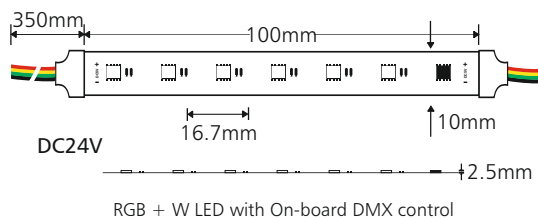


Power	19W/M - 24V
Lumen / CCT	1310lm+2015lm RGB+W (2700K) 1310lm+2065lm RGB+W (3000K)
Beam Angle	120°
Driver Placement	Remote

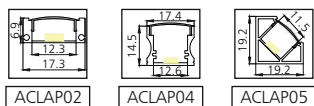
IP Ratings for Svelte RGBW



**Digital RGBW
#2039**


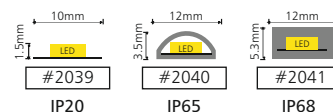


Profiles for Svelte Digital RGBW

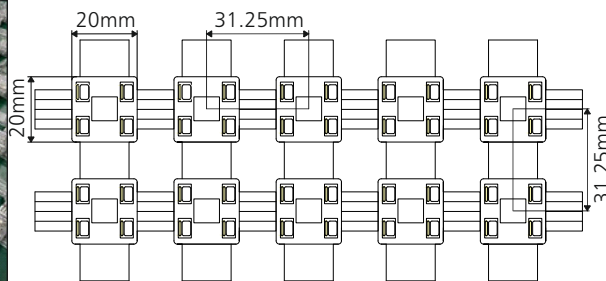


Power	19.2W/M - 24V - Digital DMX
Lumen / CCT	1310lm+2015lm RGB+W (2700K) 1310lm+2065lm RGB+W (3000K)
Beam Angle	120°
Driver Placement	Remote

IP Ratings for Svelte Digital RGBW



**Svelte Mesh
#2048**



Power	820W/M ² - 12V - Digital DMX
Lumen / CCT	36160lm+59040lm RGB+W (2700K) 36160lm+60480lm RGB+W (3000K)
Beam Angle	120°
Driver Placement	Remote
Pitch	31.25MM
No. of LED	1024LED/M ²
IP Rating	IP66



Project - Outhouse Boutique
Mumbai, India




Project - Hotel Novotel
Guwahati, India

Flexum

LED	Typ CRI	Max Length	IP Rating	Voltage	Dimming Options
Low Power 3 Step MacAdam L90-B10 60,000Hrs	92	5000MM	IP65	DC24V	Non Dim Triac Analog Dali Dali Tunable DMX




Side Bend S - IP65
#2173

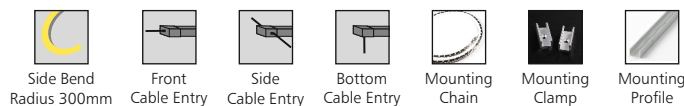



Power Lumen / CCT
6W/12W/M - 24V
425lm/845lm/m - 2700K
435lm/865lm/m - 3000K
450lm/895lm/m - 4000K

Driver Placement
Remote



Side Bend M - IP65
#2174




Power Lumen / CCT
6W/12W/M - 24V
425lm/845lm/m - 2700K
435lm/865lm/m - 3000K
450lm/895lm/m - 4000K

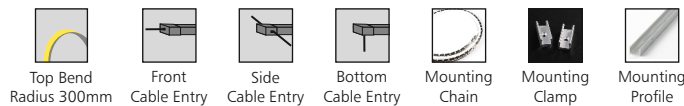
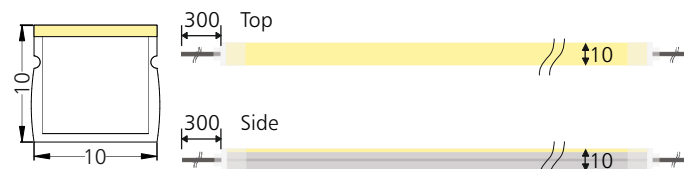
10W/M - 24V
2700K to 6500K **Tunable White**
720lm/m to 860lm/m

10W/M - 24V
515lm+685lm RGB+W (2700K)
515lm+705lm RGB+W (3000K)
RGB+W

Driver Placement
Remote



Top Bend S - IP65
#2183



Power Lumen / CCT
6W/12W/M - 24V
465lm/930lm/m - 2700K
475lm/955lm/m - 3000K
490lm/985lm/m - 4000K

10W/M - 24V
2700K to 6500K **Tunable White**
775lm/m to 915lm/m

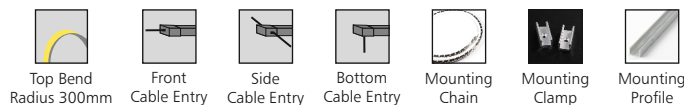
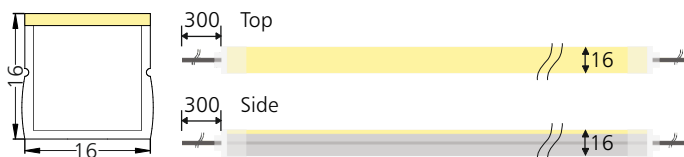
Driver Placement
Remote

Flexum

LED	Typ CRI	Max Length	IP Rating	Voltage	Dimming Options
Low Power 3 Step MacAdam L90-B10 60,000Hrs	92	5000MM	IP65	DC24V	Non Dim Triac Analog Dali



Top Bend M - IP65
#2184



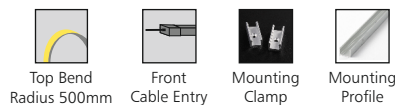
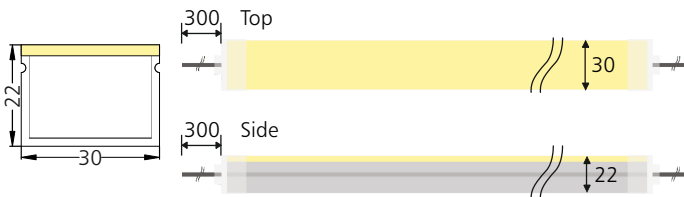
Power
Lumen / CCT

6W/12W/M - 24V	465lm/930lm/m - 2700K
	475lm/955lm/m - 3000K
	490lm/985lm/m - 4000K
10W/M - 24V	515lm+685lm RGB+W (2700K)
	515lm+705lm RGB+W (3000K)
10W/M - 24V - Digital DMX	515lm+685lm RGB+W (2700K)
	515lm+705lm RGB+W (3000K)
Remote	

Driver
Placement



Top Bend L - IP65
#2187



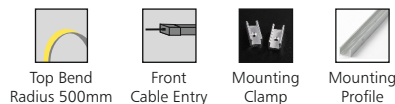
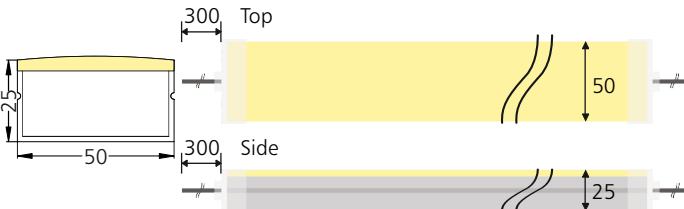
Power
Lumen / CCT

12W/24W/M - 24V	930lm/1860lm/m - 2700K
	955lm/1905lm/m - 3000K
	985lm/1965lm/m - 4000K
20W/M - 24V	1030lm+1370lm RGB+W (2700K)
	1030lm+1410lm RGB+W (3000K)
20W/M - 24V - Digital DMX	1030lm+1370lm RGB+W (2700K)
	1030lm+1410lm RGB+W (3000K)
Remote	

Driver
Placement



Top Bend XL - IP65
#2189



Power
Lumen / CCT

24W/M - 24V	1860lm/m - 2700K
	1905lm/m - 3000K
	1965lm/m - 4000K
20W/M - 24V	1030lm+1370lm RGB+W (2700K)
	1030lm+1410lm RGB+W (3000K)
Remote	

Driver
Placement

Flexum

LED
Low Power
3 Step MacAdam
L90-B10 60,000Hrs

Typ CRI
92

Max Length
30M

IP Rating
IP67

Voltage
DC48V

Dimming Options
Non Dim
Triac
Analog
Dali

Dali Tunable
DMX



L'azure Exclusive 30 Meter Single length.

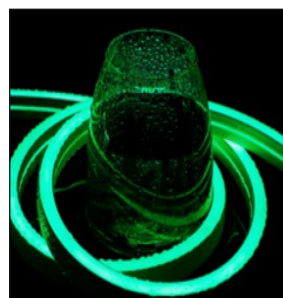


Side Bend S - IP67
#2177




Power
Lumen / CCT

6W/12W/M - 48V
425lm/845lm/m - 2700K
435lm/865lm/m - 3000K
450lm/895lm/m - 4000K
Remote


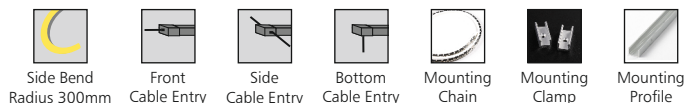


Side Bend M - IP67
#2178

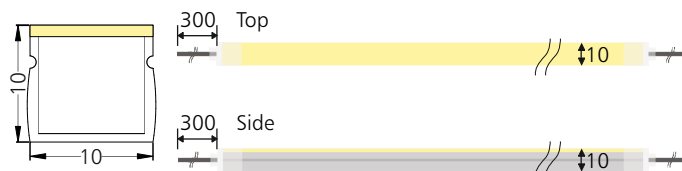


Power
Lumen / CCT

6W/12W/M - 48V
425lm/845lm/m - 2700K
435lm/865lm/m - 3000K
450lm/895lm/m - 4000K
10W/M - 24V
2700K to 6500K **Tunable White**
720lm/m to 860lm/m
10W/M - 24V
515lm+685lm RGB+W (2700K)
515lm+705lm RGB+W (3000K)
RGB+W
Remote

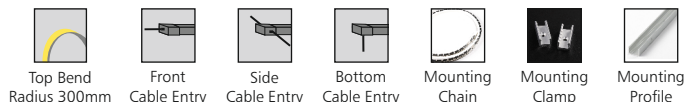


Top Bend S - IP67
#2192



Power
Lumen / CCT

6W/12W/M - 48V
465lm/930lm/m - 2700K
475lm/955lm/m - 3000K
490lm/985lm/m - 4000K
10W/M - 24V
2700K to 6500K **Tunable White**
775lm/m to 915lm/m
Remote




Flexum

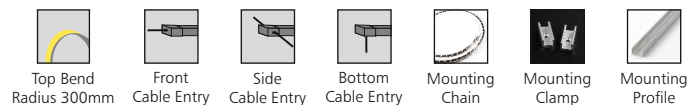

LED	Typ CRI	Max Length	IP Rating	Voltage	Dimming Options
Low Power 3 Step MacAdam L90-B10 60,000Hrs	92	30M	IP67	DC48V	Non Dim Triac Analog Dali



L'azure Exclusive 30 Meter Single length.



Top Bend M - IP67
#2193



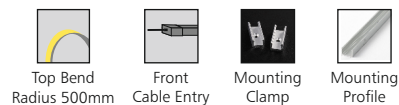

Power
Lumen / CCT

6W/12W/M - 48V
465lm/930lm/m - 2700K
475lm/955lm/m - 3000K
490lm/985lm/m - 4000K
10W/M - 24V
515lm+685lm RGB+W (2700K)
515lm+705lm RGB+W (3000K)
10W/M - 24V - Digital DMX
515lm+685lm RGB+W (2700K)
515lm+705lm RGB+W (3000K)
Remote

Driver
Placement



Top Bend L - IP67
#2194



Power
Lumen / CCT

12W/24W/M - 48V
930lm/1860lm/m - 2700K
955lm/1905lm/m - 3000K
985lm/1965lm/m - 4000K
20W/M - 24V
1030lm+1370lm RGB+W (2700K)
1030lm+1410lm RGB+W (3000K)
20W/M - 24V - Digital DMX
1030lm+1370lm RGB+W (2700K)
1030lm+1410lm RGB+W (3000K)
Remote

Driver
Placement

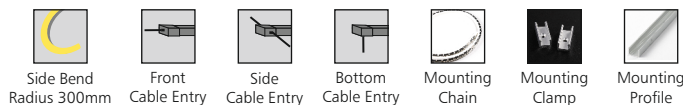

Flexum

LED	Typ CRI	Max Length	IP Rating	Voltage	Dimming Options
Low Power 3 Step MacAdam L90-B10 60,000Hrs	92	5000MM	IP68	DC24V	Non Dim Triac Analog Dali

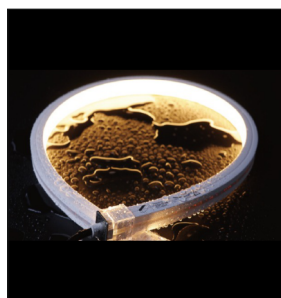
Cutlengths are manufactured as per requirement in order to secure the IP Rating of the product.



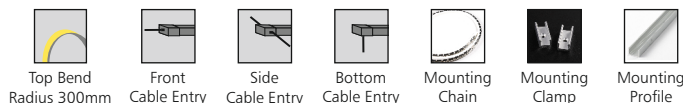
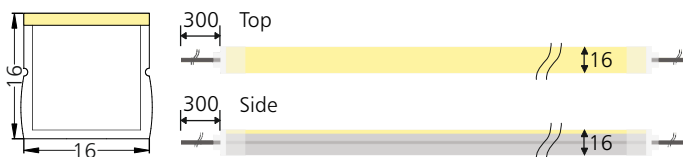
Side Bend M - IP68
#2176



Power	Lumen / CCT
6W/12W/M - 24V	410lm/805lm/m - 2700K
	420lm/825lm/m - 3000K
	435lm/850lm/m - 4000K
10W/M - 24V	515lm+685lm RGB+W (2700K)
	515lm+705lm RGB+W (3000K)
Driver Placement	Remote



Top Bend M - IP68
#2186



Power	Lumen / CCT
6W/12W/M - 24V	450lm/905lm/m - 2700K
	460lm/925lm/m - 3000K
	475lm/955lm/m - 4000K
10W/M - 24V	515lm+685lm RGB+W (2700K)
	515lm+705lm RGB+W (3000K)
Driver Placement	Remote



THE CAPITAL

LEADER

Project - The Capital Mall
Thane, India